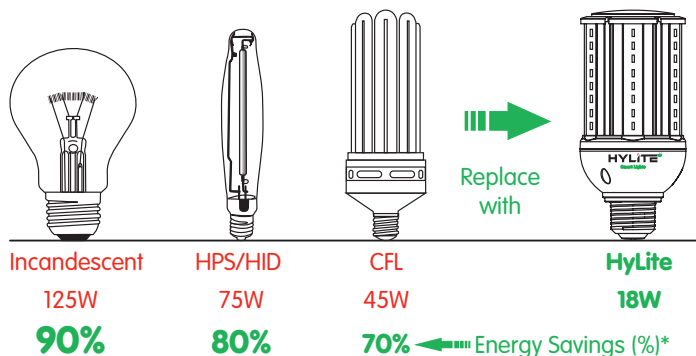
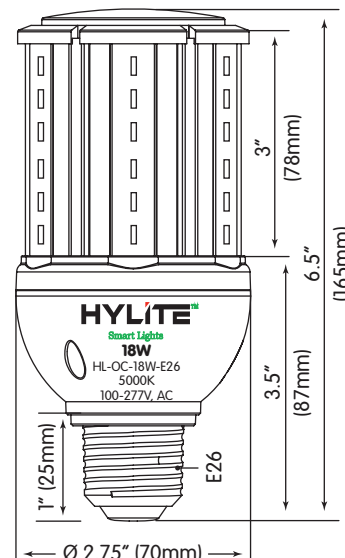
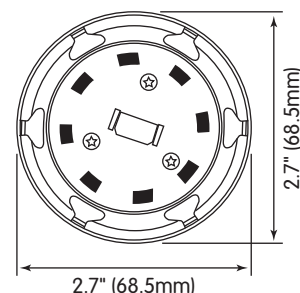


### High Performance LED Omni-Cob Bulb, 18W

Small, Compact, High-Performance Omni-directional LED Bulbs are the ideal energy-efficient replacement for existing Incandescent, CFL, HPS and MH bulb installations in a variety of applications. They are excellent for applications requiring 360° illumination. They feature excellent optics for increased visibility and security with an Omni-directional beam to evenly illuminate the area.

- Extremely Efficient: High Lumen Efficacy: 140 lpw
- Fully Encapsulated and Compact Size: Allows placement in small fixtures and tight spaces
- Omni-directional with Optimized Lighting Beam provides Maximum 360° Luminance to targeted area
- Easy Installation: No Ballast necessary. Direct Retrofit into E26 Base Fixtures
- Instant Start and Restart: No warm up time required
- Heat & Impact Resistant, UV Protected, Non-yellowing, Optical Grade Lens
- Good Heat Dissipation with proprietary-designed Heat Sink
- Cool Operation: Does not add to Heat Load (up to 90% less heat than Incandescent) while producing brilliantly bright light
- Safe and Reliable: Isolated Circuit Design
- Maintenance-free Operation: Lasts up to 50~60 times longer than incandescent bulb. Lowers Costs by Reducing Relamp Frequency
- Safe: Contain No Hazardous Materials; RoHS Compliant: No Lead, Mercury, Toxic Metals or Arsenic Gases. No disposal requirements. Facilitates LEED® points.
- Environmentally Friendly: 98% of the HyLite LED Bulb is recyclable.
- Ideal for use with Renewable Energy Resources – Solar & Wind Power
- Ingress Protection: IP64. Complete protection against Contact, Dust Infiltration, and Splashed Water
- Longer Life = Increased Sustainability + Dependability



### Universal Burning Positioning



Base Down



Base Sideways



Base Up

Lamp can be oriented in any position  
- does not affect or diminish the life of the bulb.

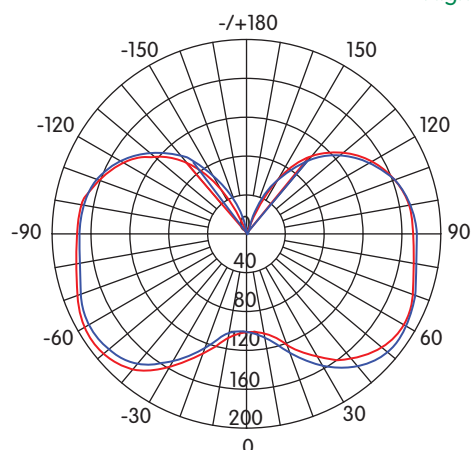
<p>Omni-directional</p>	<p>Suitable</p>	<p>Low Power</p>	<p>Energy Costs</p>	<p>Solid State</p>	<p>No EMI / RFI</p>	<p>No IR / UV</p>	<p>Lumen Efficacy</p>	<p>Reliability</p>	<p>Warranty</p>
360° Illumination	For Enclosed Luminaires	Up to 60,000 Hours	Reduction of up to 90%	Vibration and Shock Resistant	Zero Interference	Radiation-Free No Humming	140 lpw LM-79 Tested	LM-80 Tested ISTMT Tested	Safe and Reliable

Model No.	Watts	Lumens (lm)	Suggested Install Height	Input Line Current	Base Type	Dimensions & Weight (each)		
						Diameter	Height	Weight
HL-OC-18W-E26	18	2435	10~13 ft. (3~4m)	50~180mA	E26/E27 (Medium)	2.75" (70mm)	6.5" (165mm)	12 oz. (345g)

- Efficacy: 140 lpw
- CRI: >80
- Beam Angle: 360°
- Max. THD (%): <15%
- Universal Input Voltage
- Power Factor: >0.9
- Protection: IP64
- Rated Life: 50~60,000 Hrs.
- Warranty: 5 Years
- 100~277V, AC 50/60 Hz.
- Ambient Working Temperature: -22~+140°F (-30~+60°C)
- CCT: 5000°~5500°K for greater visibility. Products with (CCT) 2700°-6500°K are available as "Special Orders" only.

## High Performance LED Omni-Cob Bulb, 18W

### Photometrics



Intensity: (Unit, cd) — C0/180, 282.6°  
— C90/270, 284.8°

Average Beam Angle (50%): 283.7°

Flux Out: 279.9 lm

1 m	89.08/111.01 lx	200 cm
3.3 ft.	8.28/10.31 fc	6.6 ft.
2 m	22.27/27.74 lx	400 cm
6.5 ft.	2.07/2.58 fc	12.1 ft.
3 m	9.90/12.33 lx	600 cm
9.8 ft.	0.92/1.15 fc	19.7 ft.
4 m	5.57/6.93 lx	800 cm
12.1 ft.	0.52/0.64 fc	26.3 ft.
5 m	3.56/4.44 lx	1000 cm
16.4 ft.	0.33/0.41 fc	32.8 ft.

Height

EAvg, Emax

Angle : 90.00°

Diameter

## Ideal for high-quality illumination in:

- Bollards
- Down Lights
- Pendant Lights
- Task Lighting
- Jelly Jar Lights
- Globe Fixtures
- Wall Packs
- Wall Scones
- Accent Lighting
- Driveway & Walkway Lighting
- Historic/Vintage Fixtures
- Industrial Beacons
- Explosion-proof Fixtures
- Freezer & Cold Storage Lights
- Decorative Lighting
- Carriage Lanterns
- Low Bay Lighting
- Stairwells, Corridors Lighting
- Pedestrian Tunnels
- Rail Road Station Platforms

**Warning:** Disable all Power to the Luminaire. HyLite LED Bulbs are designed to work off 100V to 277V, AC. Ballast (if equipped) must be bypassed or removed from the fixture before installing the bulb. Failure to follow instructions can result in a damaged product and will **VOID** Warranty. It could also result in an electric shock, or fire. Eliminating the Ballast saves additional costs related to maintenance, energy consumption and performance. By-passing Ballast will also ensure that there is no EMI/RF interference.

## Warning – Risk of Fire or Electric Shock

- Disable all power to the bulb before inspection, installation, or removal. Failure to do so will create a hazardous and fatal working environment.
- For use in Dry Locations Only. Do not use where directly exposed to Liquid, Vapor, Rain or Weather. Must be installed in accordance with National, State, and/or Local Electrical Codes. Do Not Open – No User Serviceable Parts Inside.
- Operate in fixtures that provide the free flow of air around the lamp heat sink. In enclosed fixtures, ensure the lamp has enough space for heat dissipation. This will ensure lumen maintenance and extend its working life. When products are used in outdoor fixtures, ensure the space is waterproof and well ventilated.
- Not for use on a dimmer or remote controls. This lamp must be controlled only by either a switch or an electronic photosensor. Do not use a mechanical sensor.
- Not intended for use with emergency exit fixtures or emergency exit lights.
- Caution: When Installing Lamps in Corrosive Environments, HyLite suggests that a high-temperature, moisture-resistant, silicone grease or sealant be used to protect the metal-threaded base of the LED bulb to prevent water and/or moisture incursion that can lead to premature degradation of the bulb base and eventual bulb failure. This is especially recommended for LED bulb installations near saltwater bodies.
- Installing surge/lightning protectors is highly recommended and helps to eliminate premature driver failure caused by surges and other power fluctuations.