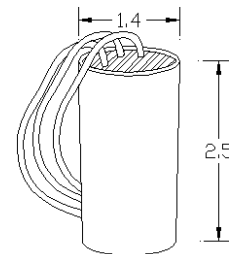
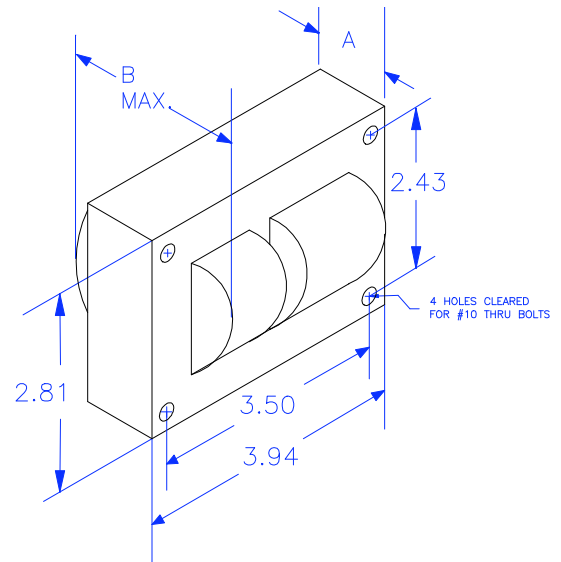
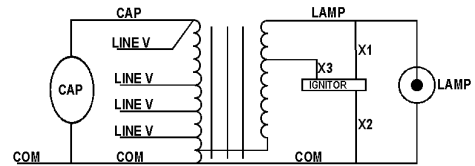




<b>Input Volts</b>		120	208	240	277
<b>Circuit Type</b>	HX-HPF				
<b>Power Factor</b>	0.91				
<b>Regulation</b>					
Line Volts	± 5 %				
Lamp Watts	- 9 % + 8 %				
<b>Line Current (Amps)</b>					
Operating		0.75	0.44	0.38	0.33
Open Circuit		1.60	0.95	0.80	0.70
Starting		1.20	0.60	0.50	0.35
Recommended Fuse		4	3	3	2
<b>UL Temperature Ratings</b>					
Insulation Class	H (180°C)				
Coil Temperature Code		A	A	A	A
Benchtop Coil Rise Primary		68	58	56	56
Benchtop Coil Rise Secondary		61	-	-	56
<b>Input Watts</b>		85	85	86	85
<b>NOM Open Circuit Volts</b>	250				
<b>Current Crest Factor</b>	1.55				
<b>Input Voltage at Lamp Dropout</b>		80	135	165	180
<b>Min Ambient Starting Temp.</b>	-20F -30°C				
<b>High Potential Test (Volts)</b>					
1 Minute	1650				
1 Second	2000				
<b>Open Circuit Voltage Test (Volts)</b>					
Open Circuit Voltage	230 - 280				
Input Current	min	1.25	0.70	0.60	0.50
	max	2.00	1.20	1.00	0.90
<b>Short Circuit Current Test (Amps)</b>					
Secondary Current	0.95 - 1.25				
Input Current	min	0.60	0.35	0.30	0.25
	max	1.00	0.60	0.50	0.45
<b>Core and Coil Specifications</b>					
Dimension A"	1.44				
Dimension B"	2.75				
Weight (lbs.)	4.6				
Lead Lengths (in)	12				
<b>Capacitor Specifications</b>					
Microfarads	8				
Volts (min.)	280				
	<b>Oval OIL Filled DRY Film</b>				
Case Size (in.)	1.25 1.5				
Height ( in.)	3.13 3.23				
Temp Rating °C	90 100				
<b>Starter Specifications</b>					
Model Number	ST1001				
BTL	20				
Temp Rating °C	105				

Wiring Diagram



Starter Case Drawing

1090-912001-001

Rev. Date: 1/30/2009

Test Ref.: -

**Specifications subject to change without notice.**

**Howard Industries, Inc. Ballast Products Division P.O. Box 1590 Laurel, MS 39441**  
**Phone: 1-800-956-3456 Fax: (601) 422-1652 www.howard-ballast.com**